

Part Number: SC50-31YWA

Yellow

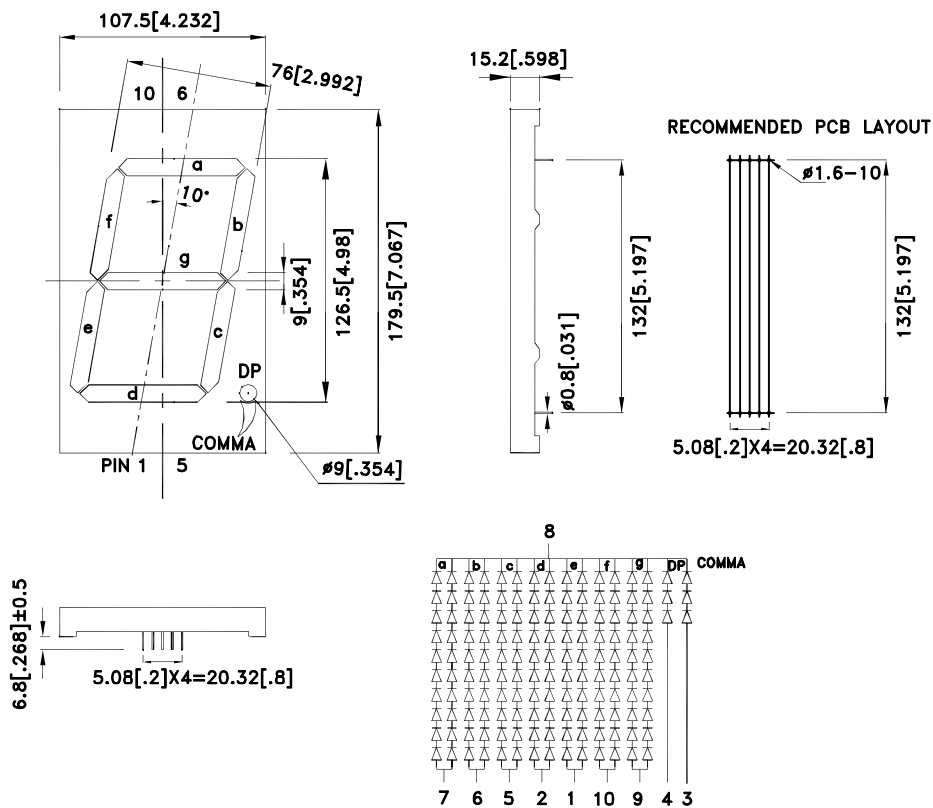
### Features

- 5.0 inch digit height.
- Low current operation.
- Excellent character appearance.
- Easy mounting on P.C. boards or sockets.
- Categorized for luminous intensity.
- Mechanically rugged.
- Standard : gray face,white segment.
- RoHS compliant.

### Description

The Yellow source color devices are made with Gallium Arsenide Phosphide on Gallium Phosphide Yellow Light Emitting Diode.

### Package Dimensions& Internal Circuit Diagram



#### Notes:

1. All dimensions are in millimeters (inches), Tolerance is  $\pm 0.25$  (0.01") unless otherwise noted.
2. Specifications are subject to change without notice.



## Selection Guide

Part No.	Dice	Lens Type	Iv (ucd) [1] @ 10mA		Description
			Min.	Typ.	
SC50-31YWA	Yellow (GaAsP/GaP)	WHITE DIFFUSED	12000	31900	Common Cathode,Rt. Hand Decimal.

Note:

1. Luminous intensity/ luminous Flux: +/-15%.

## Electrical / Optical Characteristics at TA=25°C

Symbol	Parameter	Device	Typ.	Max.	Units	Test Conditions
$\lambda_{peak}$	Peak Wavelength	Yellow	590		nm	I <sub>F</sub> =20mA
$\lambda_D$ [1]	Dominant Wavelength	Yellow	588		nm	I <sub>F</sub> =20mA
$\Delta\lambda_{1/2}$	Spectral Line Half-width	Yellow	35		nm	I <sub>F</sub> =20mA
C	Capacitance	Yellow	20		pF	V <sub>F</sub> =0V;f=1MHz
V <sub>F</sub> [2]	Forward Voltage Per Segment or (DP and Comma)	Yellow	21.0 (6.3)	25.0 (7.5)	V	I <sub>F</sub> =20mA
I <sub>R</sub>	Reverse Current Per Segment or (DP and Comma)	Yellow		20 (10)	uA	V <sub>R</sub> =50V V <sub>R</sub> =15V

Notes:

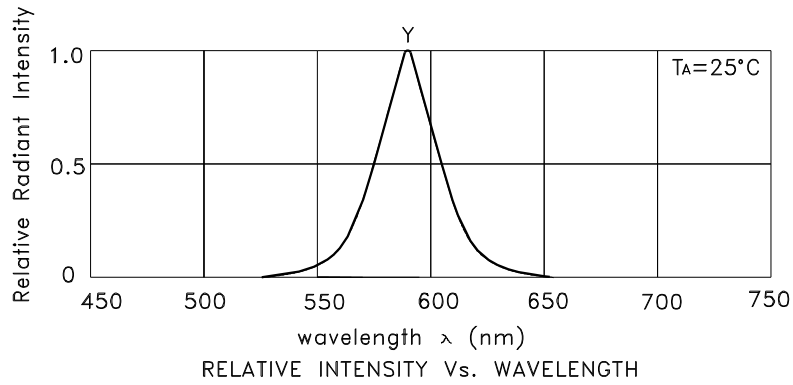
1. Wavelength: +/-1nm.  
2. Forward Voltage: +/-0.1V.

## Absolute Maximum Ratings at TA=25°C

Parameter	Yellow	Units
Power dissipation Per Segment or (DP and Comma)	1500 (225)	mW
DC Forward Current Per Segment or (DP and Comma)	60 (30)	mA
Peak Forward Current [1] Per Segment or (DP and Comma)	280 (140)	mA
Reverse Voltage Per Segment or (DP and Comma)	50 (15)	V
Operating / Storage Temperature	-40°C To +85°C	
Lead Solder Temperature[2]	260°C For 3-5 Seconds	

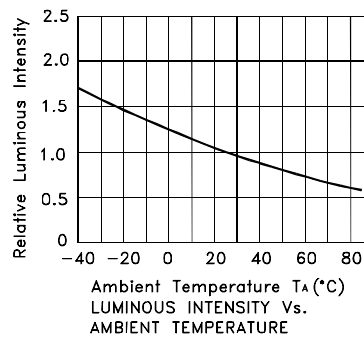
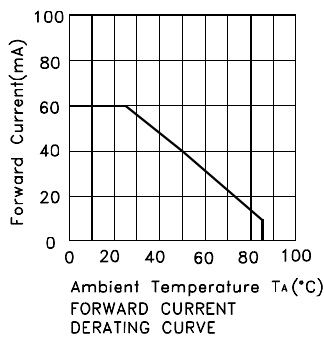
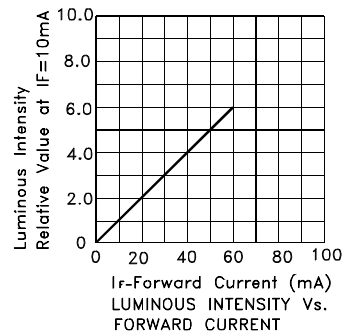
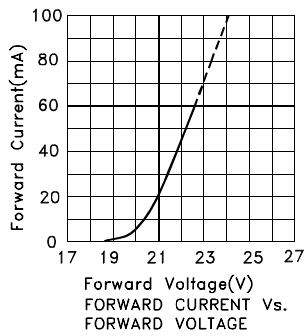
Notes:

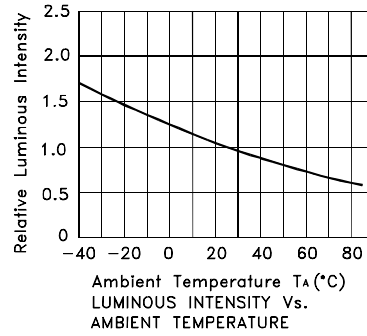
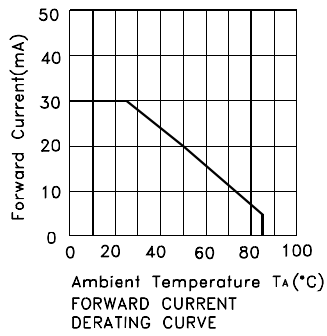
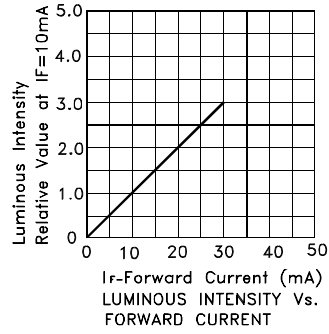
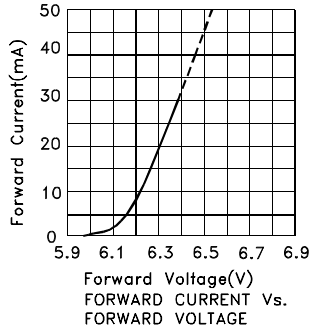
1. 1/10 Duty Cycle, 0.1ms Pulse Width.  
2. 2mm below package base.



Yellow

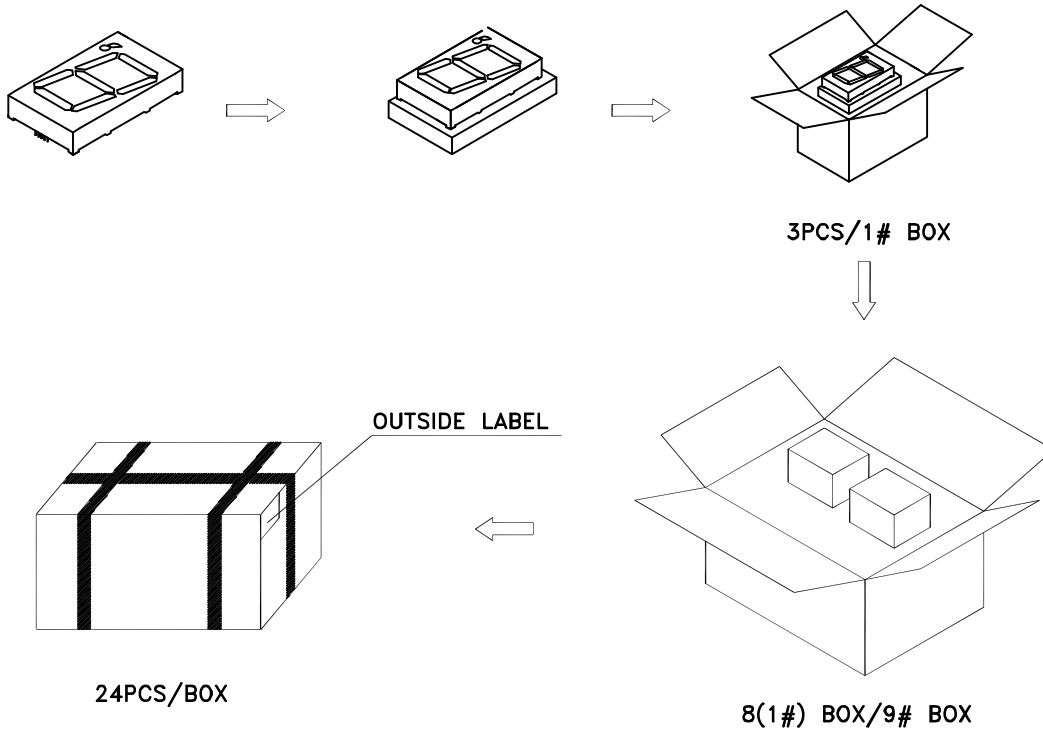
SC50-31YWA



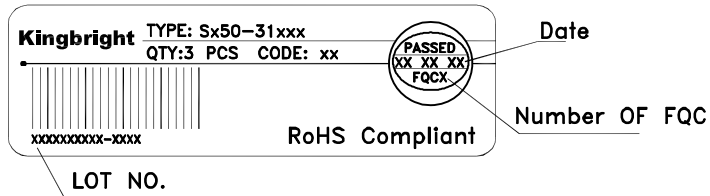


**PACKING & LABEL SPECIFICATIONS**

**SC50-31YWA**



Inside Label Paste On The 1#BOX



Outside Label Paste On The Box

