

Part Number: KPB-3227SURKCGKC

Hyper Red
Green

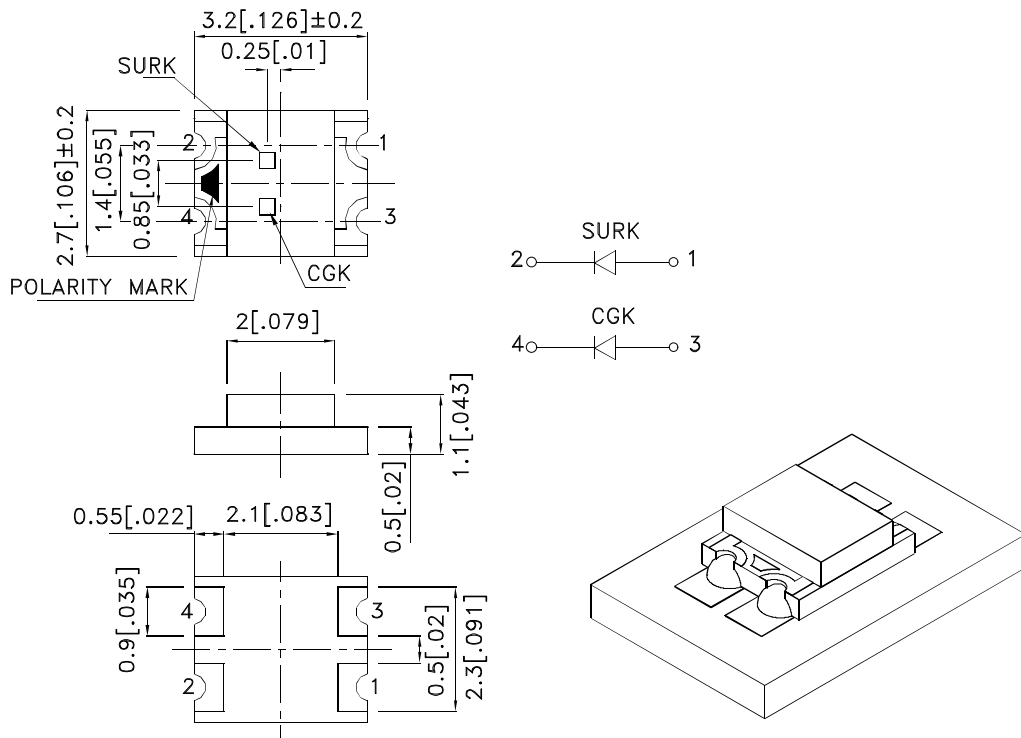
Features

- 3.2mmx2.7mm SMT LED, 1.1mm thickness.
- Bi-color, low power consumption.
- Wide viewing angle.
- Ideal for backlight and indicator.
- Various colors and lens types available.
- Package : 2000 pcs / reel.
- Moisture sensitivity level : level 3.
- RoHS compliant.

Description

The Hyper Red source color devices are made with Al-GaN on GaAs substrate Light Emitting Diode.
The Green source color devices are made with AlGaInP on GaAs substrate Light Emitting Diode.

Package Dimensions



Notes:

1. All dimensions are in millimeters (inches).
2. Tolerance is ± 0.1 (0.004") unless otherwise noted.
3. The specifications, characteristics and technical data described in the datasheet are subject to change without prior notice.
4. The device has a single mounting surface. The device must be mounted according to the specifications.



Selection Guide

| Part No. | Dice | Lens Type | Iv (mcd) [2] @ 20mA | | Viewing Angle [1] |
|------------------|---------------------|-------------|------------------------|------|----------------------|
| | | | Min. | Typ. | 2θ1/2 |
| KPB-3227SURKCGKC | Hyper Red (AlGaInP) | Water Clear | 120 | 250 | 100° |
| | | | *40 | *80 | |
| | Green (AlGaInP) | | 20 | 55 | |
| | | | *20 | *55 | |

Notes:

1. θ1/2 is the angle from optical centerline where the luminous intensity is 1/2 of the optical peak value.
 2. Luminous intensity/ luminous Flux: +/-15%.
- *Luminous intensity value is traceable to the CIE127-2007 compliant national standards.

Electrical / Optical Characteristics at TA=25°C

| Symbol | Parameter | Device | Typ. | | Max. | Units | Test Conditions |
|--------|--------------------------|--------------------|-------------|--------------|------------|-------|-----------------|
| λpeak | Peak Wavelength | Hyper Red Green | 650 574 | *645 *574 | | nm | If=20mA |
| λD [1] | Dominant Wavelength | Hyper Red Green | 630 570 | *630 *570 | | nm | If=20mA |
| Δλ1/2 | Spectral Line Half-width | Hyper Red Green | 28 20 | | | nm | If=20mA |
| C | Capacitance | Hyper Red Green | 35 15 | | | pF | Vf=0V;f=1MHz |
| Vf [2] | Forward Voltage | Hyper Red Green | 1.95 2.1 | | 2.5 2.5 | V | If=20mA |
| IR | Reverse Current | Hyper Red Green | | | 10 10 | μA | VR = 5V |

Notes:

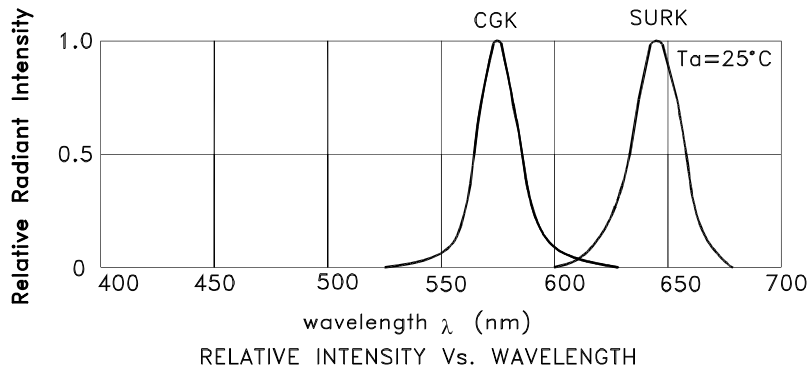
1. Wavelength: +/-1nm.
 2. Forward Voltage: +/-0.1V.
- *Wavelength value is traceable to the CIE127-2007 compliant national standards.

Absolute Maximum Ratings at TA=25°C

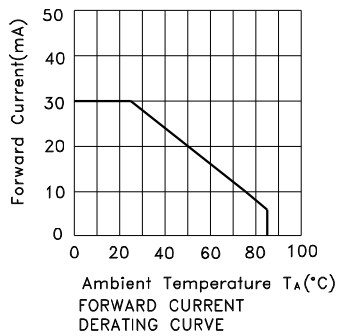
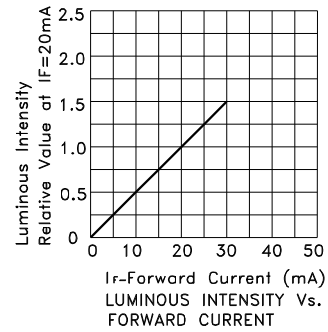
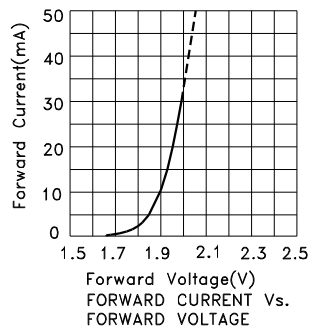
| Parameter | Hyper Red | Green | Units |
|--------------------------|----------------|-------|-------|
| Power dissipation | 75 | 75 | mW |
| DC Forward Current | 30 | 30 | mA |
| Peak Forward Current [1] | 185 | 150 | mA |
| Reverse Voltage | 5 | | V |
| Operating Temperature | -40°C To +85°C | | |
| Storage Temperature | -40°C To +85°C | | |

Note:

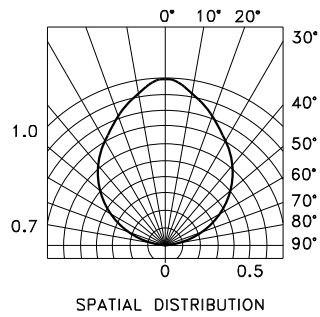
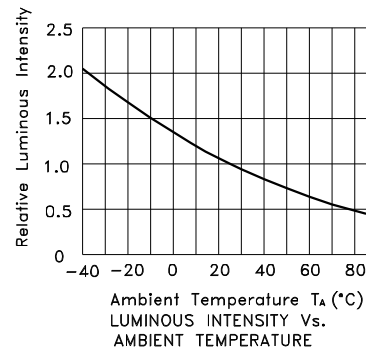
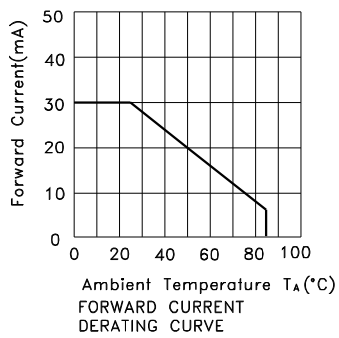
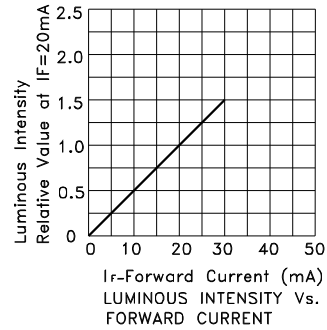
1. 1/10 Duty Cycle, 0.1ms Pulse Width.



KPB-3227SURKCGKC Hyper Red



Green



KPB-3227SURKCGKC

Reflow soldering is recommended and the soldering profile is shown below.
Other soldering methods are not recommended as they might cause damage to the product.

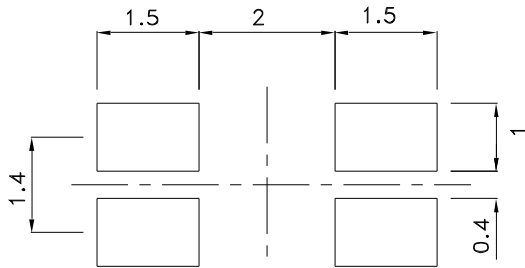
Reflow Soldering Profile For Lead-free SMT Process.



NOTES:

1. We recommend the reflow temperature 245°C(+/-5°C). The maximum soldering temperature should be limited to 260°C.
2. Don't cause stress to the epoxy resin while it is exposed to high temperature.
3. Number of reflow process shall be 2 times or less.

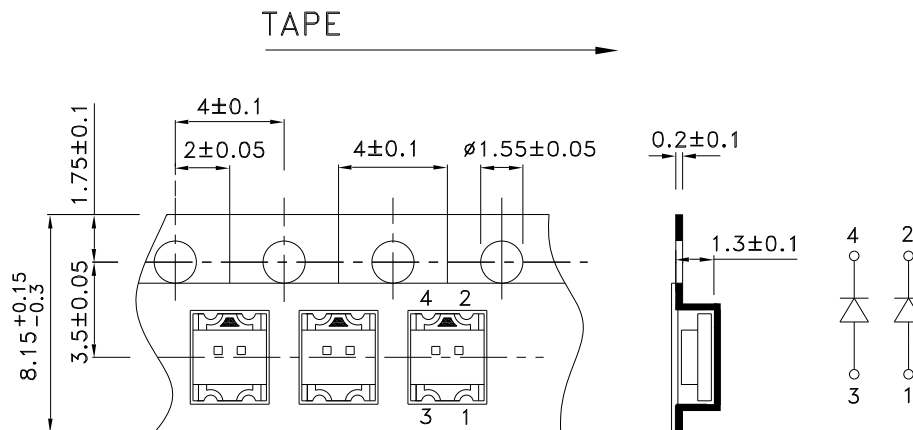
Recommended Soldering Pattern (Units : mm; Tolerance: ± 0.1)



Reel Dimension

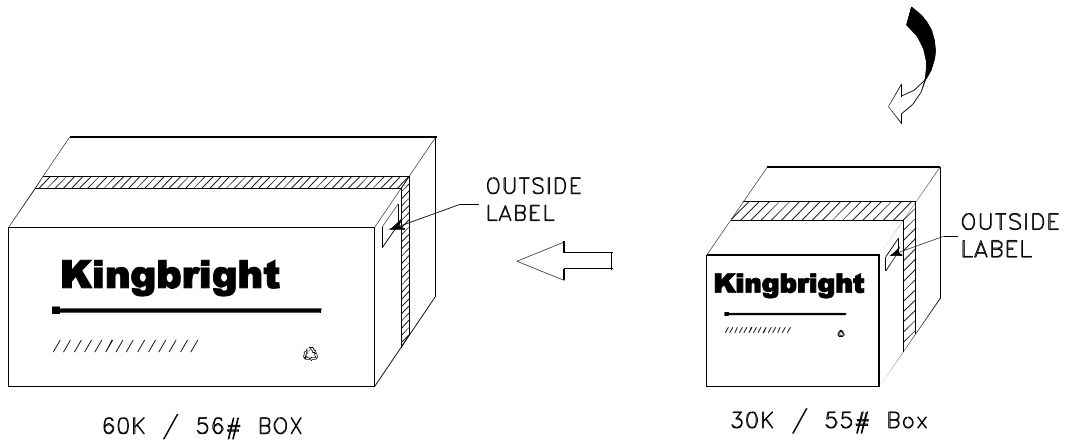
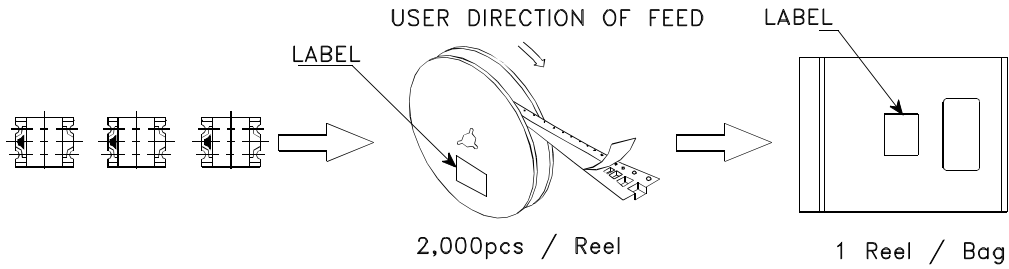



Tape Dimensions (Units : mm)



PACKING & LABEL SPECIFICATIONS

KPB-3227SURKCGKC



| | |
|--|--|
| Kingbright | |
| P/NO: KPB-3227xxx | |
| QTY: 2,000 pcs | Q.C. Q C XX XX XXXX PASSED |
| S/N: XXXX | |
| CODE: XXX | |
| LOT NO: | |
|  xxxxxxxxxxxxxxxxxxxxxxxx | |
| RoHS Compliant | |